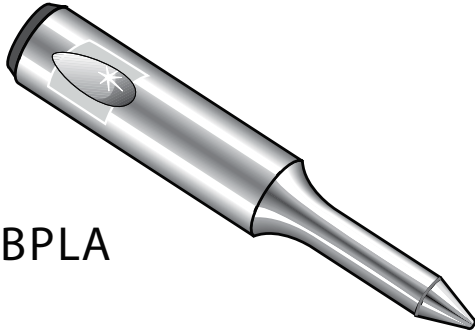




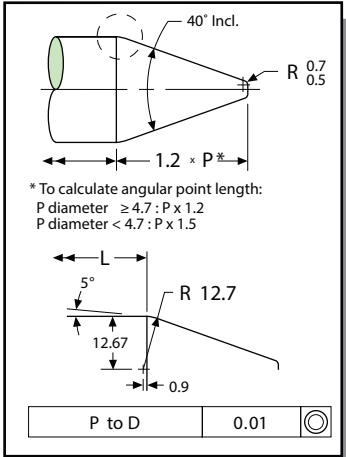
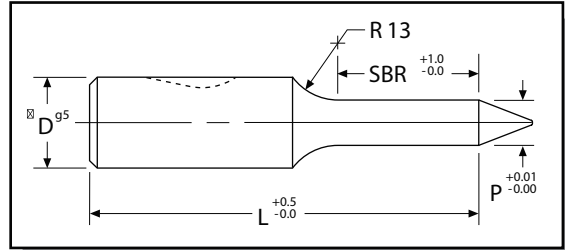
# Ball-Lock Punch Light-Duty Angular Pilot



**BPLA**

**Ordering Example:**  
(12) BPLA 10-19-71 M2 P5.2

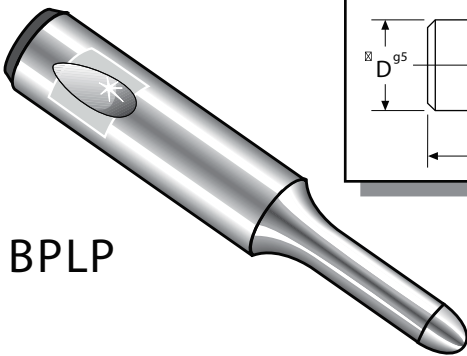
A2, R/c 60-63 double tempered  
M2, R/c 60-63 triple tempered



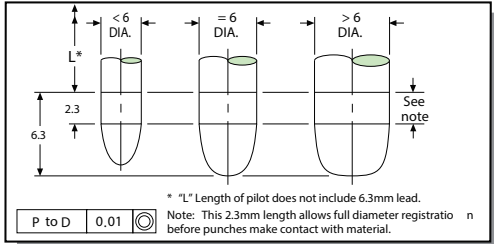
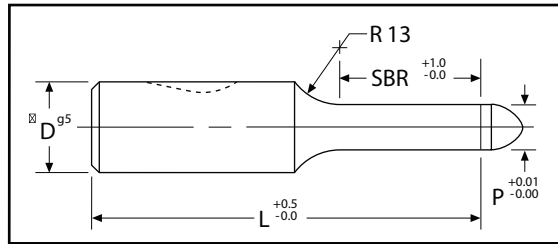
Type	"D"	Point Length "SBR"				Length "L"										Min. "P"	
		8	13	19	25	63	71	80	90	100	110	125	140	150			
BPLA	6	8	13			63	71	80	90								1.3
BPLA	10		13	19		63	71	80	90	100	110						1.3
BPLA	13		13	19		63	71	80	90	100	110	125	140				3.9
BPLA	16		13	19	25		71	80	90	100	110	125	140	150			5.9
BPLA	20		13	19	25		71	80	90	100	110	125	140	150			5.9
BPLA	25		13	19	25		71	80	90	100	110	125	140	150			7.9
BPLA	32		13	19	25			80	90	100	110	125	140	150			9.9
BPLA	38			19	25			80	90	100	110	125	140	150			11.9



# Ball-Lock Punch Light-Duty Parabolic Pilot



**BPLP**



**Ordering Example:**  
(15) BPLP 16-19-63 M2 P8.8

A2, R/c 60-63 double tempered L = 50, max. SBR = 13  
M2, R/c 60-63 triple tempered L = 56, max. SBR = 19

Type	"D"	Point Length "SBR"				Length "L"							Min. "P"			
		8	13	19	25	50	56	63	71	80	90	100				
BPLP	6	8	13			50	56	63	71	80						1.3
BPLP	10		13	19		50	56	63	71	80	90	100				1.3
BPLP	13		13	19		50	56	63	71	80	90	100				3.9
BPLP	16		13	19	25		56	63	71	80	90	100				5.9
BPLP	20		13	19	25		56	63	71	80	90	100				5.9
BPLP	25		13	19	25		56	63	71	80	90	100				7.9
BPLP	32		13	19	25				71	80	90	100				9.9
BPLP	38			19	25					80	90	100				11.9