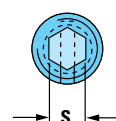
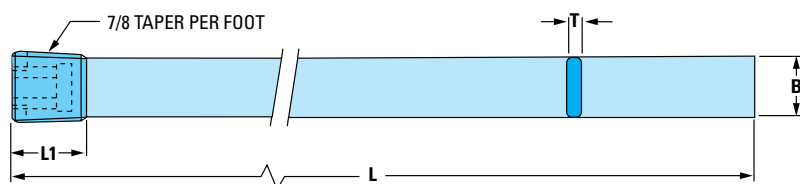


Straight Brass Plug Baffles

DME Brass Plug Baffles, available in both straight and spiral styles, are constructed entirely of high-quality brass with blades brazed to the plugs for long, dependable service. They provide a high-pressure seal through a deliberate difference of taper between the plug and the tapped hole.

The function of the baffle is to split the drilled waterline into two equal channels. As the heating or cooling medium enters, the baffle diverts the flow to travel up to and over the end of the baffle and down the other side.

Clearance must be provided between the end of the baffle and the end of the drilled channel to provide adequate flow. See Dimension "C" for approximate clearances.



Straight Baffles

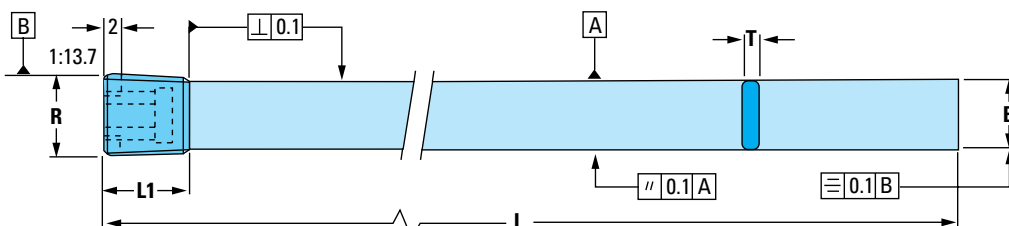


Straight Brass Plug Baffles (Inch) – BB

ITEM NUMBER	NOMINAL PLUG SIZE	S HEX SIZE	L NOMINAL LENGTH OVERALL	T BAFFLE THICKNESS	DRILL SIZE	C	B BAFFLE WIDTH -.005 -.015	L1
BB-05-4	1/16	5/32	4"	.050	1/4	.10	.245	.250
BB-05-8	1/16	5/32	8"	.050	1/4	.10	.245	.250
BB-10-4	1/8	3/16	4"	1/16	5/16	.12	.307	.250
BB-10-8	1/8	3/16	8"	1/16	5/16	.12	.307	.250
BB-20-5	1/4	1/4	5"	3/32	7/16	.17	.432	.406
BB-20-10	1/4	1/4	10"	3/32	7/16	.17	.432	.406
BB-40-6	3/8	5/16	6"	3/32	9/16	.21	.557	.406
BB-40-12	3/8	5/16	12"	3/32	9/16	.21	.557	.406
BB-60-8	1/2	3/8	8"	3/32	11/16	.26	.682	.531
BB-60-16	1/2	3/8	16"	3/32	11/16	.26	.682	.531
BB-100-12	3/4	9/16	12"	1/8	15/16	.35	.932	.531
BB-100-20	3/4	9/16	20"	1/8	15/16	.35	.932	.531
BB-140-16	1	5/8	16"	1/8	11/8	.42	1.120	.656
BB-140-24	1	5/8	24"	1/8	11/8	.42	1.120	.656

Thread Size

THREAD LENGTHS	
NOMINAL PLUG SIZE	THREAD LENGTH ^{+0.00} _{-.015}
1/16 & 1/8	.250
1/4 & 3/8	.406
1/2 & 3/4	.531
1"	.656



NOTE: A drilled hole (finish d^{H13}) is adequate. Don't ream the hole.

Straight Brass Plug Baffles (Metric) – BB

ITEM NUMBER	R	SW	B	L	L1	T	d
BB-100-18	1/8" BSP	5	8.2	100	8	2.0	8.5
BB-200-18	1/8" BSP	5	8.2	200	8	2.0	8.5
BB-125-14	1/4" BSP	6	11.2	125	10	2.5	11.5
BB-250-14	1/4" BSP	6	11.2	250	10	2.5	11.5
BB-150-38	3/8" BSP	8	14.7	150	10	2.5	15.0
BB-300-38	3/8" BSP	8	14.7	300	10	2.5	15.0
BB-200-12	1/2" BSP	10	18.2	200	10	2.5	18.5
BB-400-12	1/2" BSP	10	18.2	400	10	2.5	18.5
BB-300-34	3/4" BSP	12	23.2	300	12	3.0	23.5
BB-500-34	3/4" BSP	12	23.2	500	12	3.0	23.5

Typical Applications

